



## Monterey Trail High School

8661 Power Inn Road  
Elk Grove, CA 95624  
(916) 688-0050

**Board of Education**  
Jeanette J. Amavisca  
Pollyanna Cooper-LeVangie  
Priscilla S. Cox  
Pamela A. Irely  
William H. Lugg, Jr.  
Chet Madison, Sr.  
Al Rowlett

### Hours of Operation

The Monterey Trail High School office is open from 7:30 a.m. to 4:00 p.m. on Monday, Tuesday, Wednesday, and Friday. We open the office at 9:00 a.m. on Thursdays in order to provide time for staff development.

### School Highlights and Awards

- WASC Accredited through 2015
- 46 point API increase over three years
- 16 Advanced Placement (AP) course offerings
- 21st Century After School Safety and Enrichment for Teens (ASSETS) Grant
- California Partnership Academy Grant - Design and Technology Academy (DATA)

### Student Demographics

	School	District
Enrollment	2,183	62,514
English Learners	303	9,507
Languages Spoken	28	87
Students of Poverty	1,356	31,841
GATE	149	3,352

SOURCE: 2011-2012, EGUSD  
EL Data March 2011

### Population by Ethnicity

- 0% American Indian
- 35% Asian
- 3% Pacific Islander
- 7% Filipino
- 23% Hispanic
- 20% African American
- 7% White
- 4% 2 or More Races



SOURCE: 2011-2012, EGUSD

### Introduction from the Board

Thank you for your interest and commitment to your child's education, and your continuing partnership in teaching and learning. In order to best serve our community, we have created this condensed version of the full School Accountability Report Card (SARC) with the mission of presenting information about each of our schools in a clear, parent friendly format. If you are interested in viewing the full SARC report for your child's school, you will find it at the district website: [www.egusd.net](http://www.egusd.net).

### A Message From the Principal

Our mission at Monterey Trail High School is to create a learning community that will challenge all students to realize their greatest potential while preparing them for their future. In order to help us accomplish this mission we created the following Expected Schoolwide Learning Results (ESLRs):

#### Academic Proficiency

Students will:

- Meet or exceed district and California State Standards in all curricular areas.
- Demonstrate proficiency on school, district, and state standardized assessments.

#### Critical Thinking and Problem Solving

Students will:

- Apply a variety of strategies to solve academic challenges and prepare for real-world experiences.
- Analyze, interpret, and evaluate information in order to draw logical conclusions.

#### College and Career Readiness

Students will:

- Plan and prepare for life beyond high school and acquire skills for success.
- Develop knowledge and abilities that can be applied in real-world settings.

#### Responsible Citizenship

Students will:

- Demonstrate the Positive Learning Behaviors.
- Contribute time, energy, and talent to improve our school and community.
- Respectfully celebrate the diverse cultures of our school community.

#### Effective Communication

Students will:

- Express academic and creative concepts in a variety of formats.
- Work effectively in groups using a variety of communication strategies.

Please join the "Mustang Family" as we learn together.

David Byrd, Principal  
Monterey Trail High School

### Parental Involvement

Parents can become involved at Monterey Trail High School by volunteering with student club and ASB activities, attending school performances and competitions, joining our Band or Athletics booster programs, enrolling in our Parent Institute for Quality Education or signing up for the School Site Council.

Of course, the best way to be involved is to support and work with your child on their academic achievement. All parents should register for School Loop, our electronic communication tool. For more information, please call us at 688-0050.

## Teacher Credentials and Misassignments

Teacher Credentials		2010-2011
Total Number of Teachers		119
Total Full Credentials		105

SOURCE: 2011-2012, EGUSD

Teacher Misassignments and Vacancies		2011-2012
Misassignments of Teachers of English Learners		0
Misassignments Due to Subject Matter Competency		4
Teacher Vacancies		0

SOURCE: 2011-2012, EGUSD

In the 2010-2011 school year, over 99 percent of the district's teachers held full teaching credentials. In addition to being fully credentialed, if a class is 20 percent or more English Learners (EL), the teacher should hold a supplementary authorization to instruct students in learning English or they are considered misassigned. Our district is working to remedy these misassignments by providing training opportunities for teachers to earn these authorizations and providing ongoing professional development in strategies to help EL students.

In subjects with a shortage, a fully credentialed teacher is sometimes asked to teach outside of their subject matter competency area until an appropriately credentialed teacher can be hired. In these cases, teachers are counted as misassigned.

Vacancies are defined as a position to which a permanent teacher has not been assigned by the beginning of the course. Most vacancies in our district are in subject areas where qualified teachers are in shortage.

## School Facility Conditions and Planned Improvement

The district takes great efforts to ensure that all schools are clean, safe, and functional. To assist in this effort, the district uses a facility survey instrument developed by the State of California Office of Public School Construction.

District maintenance staff ensures that the repairs necessary to keep the school in good repair and working order are completed in a timely manner. A work order process is used to ensure efficient service and that emergency repairs are given the highest priority. The district governing board has adopted cleaning standards for all schools in the district. A summary of these standards is available at the district Facilities Department.

There are no corrective actions necessary at this time.

## School Facility Good Repair Status

Date of facilities inspection: 11/4/2011

Item Inspected	Repair Status			Repair Needed
	Good	Fair	Poor	
<b>Systems:</b> Gas Leaks, Mechanical/HVAC, Sewer	x			NA
<b>Interior:</b> Interior Surfaces	x			NA
<b>Cleanliness:</b> Overall Cleanliness, Pest/Vermin Infestation	x			NA
<b>Electrical:</b> Electrical	x			NA
<b>Restrooms/Fountains:</b> Restrooms, Sinks/Fountains	x			NA
<b>Safety:</b> Fire Safety, Hazardous Materials	x			NA
<b>Structural:</b> Structural Damage, Roofs	x			NA
<b>External:</b> Playground/School Grounds, Windows/ Doors/Gates/Fences	x			NA

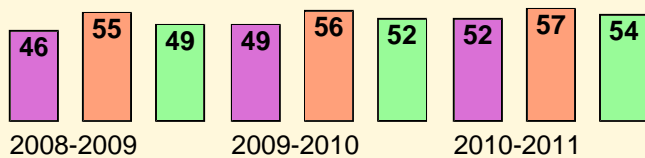
	Exemplary	Good	Fair	Poor
Overall Summary	x			

SOURCE: 2011-2012, EGUSD


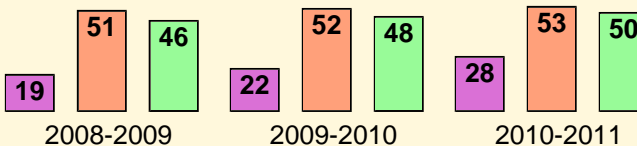
## California Standards Tests (CST)

The California Standards Tests (CST) show how well students are doing in relation to the state content standards. Student scores are reported as performance levels. The five performance levels are Advanced, Proficient, Basic, Below Basic, and Far Below Basic. Students scoring at the Proficient or Advanced level meet state standards in that content area.

Data reported are the percent of students scoring at the Proficient or Advanced levels.



## Math



SOURCE: 2010-2011, California Dept. of Education

## Academic Performance Index (API)

The Academic Performance Index is a score on a scale of 200 to 1,000 that annually measures the academic performance and progress of individual schools in California. The state has set 800 as the API score that schools should strive to meet. Each year a school's API is required to increase a minimum of 5% until they meet the 800 target overall and for significant subgroups. Schools across the state are ranked into ten categories, from one (lowest) to ten (highest), which is referred to as their statewide rank. In addition, each school is compared to 100 statistically matched similar schools and ranked against this group. This ranking is also ranked into ten categories, from one to ten. These ranks are published when the Base API is released each March.

## Adequate Yearly Progress (AYP)

The federal No Child Left Behind Act (NCLB) requires that all students perform at or above the proficient level on the state's standards-based assessments by 2014. In order to achieve this goal and meet annual performance objectives, districts and schools must improve each year according to set requirements.

Schools receiving Title I funding enter federal Program Improvement (PI) if they do not make Adequate Yearly Progress (AYP) for two consecutive years.

Growth Score	764
Statewide Rank	6
Similar Schools Rank	9

SOURCE: 2010-2011, California Dept. of Education

	School	District
Program Improvement Status	NA	In PI
First Year of Program Improvement	NA	2009-2010
Year in Program Improvement	NA	Year 3

SOURCE: 2010-2011, California Dept. of Education

## Career Technical Education Programs

Our school prepares students to succeed in college and careers through the development of conceptual thinking, effective communication, and creativity. Our teachers have directed efforts toward establishing school-to-work structures within each curricular area for all students, including those with special needs. School Counselors offer additional support. At Monterey Trail High School, we have a DATA academy with three different career and technical strands that can provide students with an introduction to a technical career. These courses of study are engineering, computer science and architectural design. Regardless of the career path chosen, Monterey Trail High School makes every effort to work with the students to insure that they meet district and state graduation standards and are eligible for college.

## Advanced Placement Courses Offered

Subject	Courses
English	2
Foreign Language	4
Mathematics	2
Science	3
Social Science	5

SOURCE: 2010-2011, EGUSD

## Professional Development

Our school and district offer a variety of professional learning opportunities for teachers and non-instructional support staff. Our school has a weekly late start Thursday schedule in order for teachers to meet in Professional Learning Communities. Teachers use this time to meet in teams to calibrate curriculum, create common assessments, improve instructional practice, and review student work.

New teachers who have been teaching fewer than two years are supported by the district's beginning teacher program (BTSA). They meet weekly with an experienced mentor to discuss their successes and work through their challenges.

## School Safety Plan

Your child's safety is of primary importance to us at Monterey Trail High School. We are committed to providing a safe and secure environment for student learning. All student events are supervised by campus security, administration, staff and/or law enforcement in order to ensure a safe environment. Our staff reviews and updates the School Safety Plan annually and conducts multiple drills so that staff and students understand procedures in case of an emergency. The best way to stay safe is to remember: "If you see something unsafe, tell someone."

## Specialized Programs

Monterey Trail High School employs a highly qualified staff to assist students with special learning needs. Our "Strategies" department provides support for special education students. Additionally, we offer extended learning opportunities in Math and English for general education students who need additional support to meet the standards. Specially trained SDAIE instructors help our English Learners access the core curriculum, and assist students placed in classes to learn English as needed. Our Gifted and Talented students participate in multiple Honors and Advanced Placement (AP) courses. We offer two different four-year programs designed to prepare students for college and careers: The AVID Program (Advancement Via Individual Determination) and the Design and Technology Academy (DATA).

## Average Salaries

Data reported are the district's average salaries for teachers, principals, and superintendents, compared to the state average salaries for districts of the same type and size, as defined by Education Code Section 41409.

Teachers	EGUSD 50,000+ ADA	State Average 20,000+ ADA
Beginning	\$40,047	\$42,017
Midrange	\$59,384	\$67,294
Highest	\$82,031	\$86,776
<b>Principals</b>		
Elementary	\$110,369	\$108,534
Middle	\$110,319	\$112,893
High	\$121,593	\$123,331
<b>District Superintendent</b>	\$255,030	\$226,417
<b>Share of budget used for</b>		
Teachers' salaries	44.0%	38.0%
Administrative salaries	4.0%	5.0%

2009-2010, California Dept. of Education

## District Administration

Steven M. Ladd, Ed.D.  
Superintendent  
Mark Cerutti  
Associate Superintendent,  
Education Services  
Donna Cherry  
Associate Superintendent,  
Elementary Education  
Glen DeGraw  
Associate Superintendent,  
Human Resources  
Rich Fagan  
Associate Superintendent,  
Finance & School Support  
Christina Penna  
Associate Superintendent,  
Secondary Education  
Robert Pierce  
Associate Superintendent,  
Facilities

## Graduation Rate

	School	State
9-12	92.62%	80.44%

SOURCE: 2010-2011, California Dept. of Education

## Average Daily Attendance

	Percent
School	95.98%
District	95.69%

SOURCE: 2010-2011, EGUSD

## Discipline

	School	District
Suspensions	606	11286
Expulsions	40	404

SOURCE: 2010-2011, EGUSD

## Elk Grove Unified School District

This school is administered by the Elk Grove Unified School District, which covers over 320 square miles in southern Sacramento County.

Total Students (Oct 2011)	62,514
Elementary Schools	39
Middle Schools	9
High Schools	9
Alternative Schools	4
Charter Schools	1
Adult Education Schools	1
Special Education Schools	1